

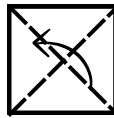
First, cut off the instructions at the line, leaving just the square of the fortune teller



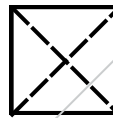
blank side up, fold from corner to corner, making a triangle



open up the paper, blank side facing up again and fold the from corner to corner the other way, making a triangle



unfold your paper and reveal a giant x in your paper



fold one corner to the center, to the center of your giant X



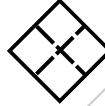
repeat this with the other three corners



this is what your paper should look like



turn your square over so that the folded corners are down



fold the corner to the center now smaller square at the center of your now smaller X



repeat this with the rest of the corners



fold and unfold the square in half horizontally



fold and unfold the square in half vertically



you'll have creases that look like this.



turn over your fortune teller, slide your fingers into the flats and push the peaks to the middle



*Sage*

3

*I am joyful*

7

*I am strong*

*Marigold*

5

*I am powerful*

8

*I am radiant*

6

*I am beautiful*

9

*I am brave*

*Coral*

2

*I am loved*

4

*I am magic*

*Emerald*

*fresh starts registry. we're proud of you.*